

STEFANIE H.  
**WEILL**  
C E N T E R  

---

FOR THE PERFORMING ARTS

## Technical Information

Updated February 2025



## TABLE OF CONTENTS

Contacts and Policies.....	3
Directions and Parking.....	4
Loading Dock.....	5
<u>Stage.....</u>	<u>5</u>
<u>House Information.....</u>	<u>6</u>
<u>Production.....</u>	<u>7</u>
<u>Rigging.....</u>	<u>8-9</u>
<u>Power and Lighting.....</u>	<u>10-11</u>
<u>Sound.....</u>	<u>12-14</u>
<u>Projection and Concert Equipment.....</u>	<u>15</u>
<u>Wardrobe.....</u>	<u>16</u>
<u>Risers.....</u>	<u>17</u>
<u>Miscellaneous and Facility Equipment.....</u>	<u>18</u>
<u>Available Rental Equipment.....</u>	<u>19-20</u>

## MANAGEMENT CONTACT



Katy Glodosky  
Executive Director  
[kglodosky@weillcenter.com](mailto:kglodosky@weillcenter.com)  
(920) 208-0808 x 106

## PRODUCTION CONTACT



Tracey Cook  
Production Manager  
[tcook@weillcenter.com](mailto:tcook@weillcenter.com)  
(612) 889-0952

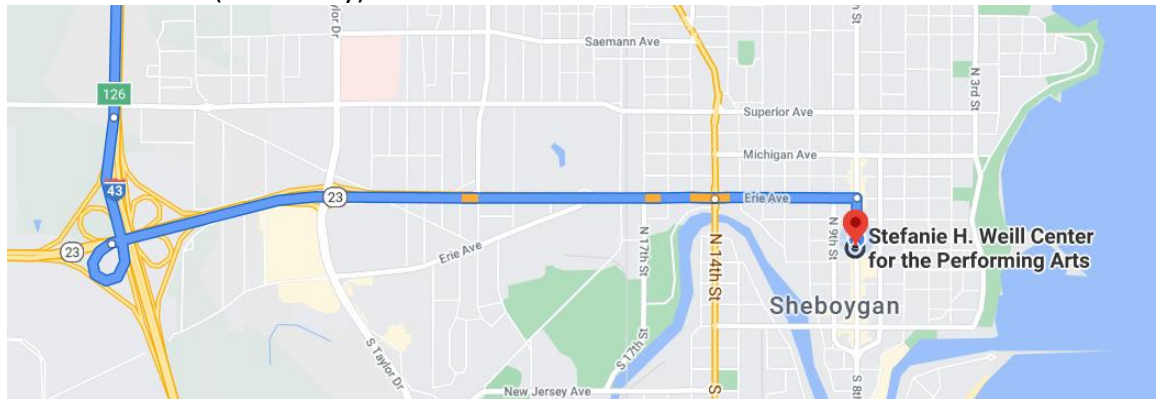
## POLICIES

- No smoking anywhere in the theatre.
- No eating or drinking in the control booth.
- The touring company will be responsible for the replacement or repair of any damages that their staff may create to the equipment or the facility.
- No use of fog or haze without advanced permission.
- No person shall be allowed on the MOVING stage apron. Only once apron is in place and secured at stage, audience, or orchestra level will access be allowed!
- **USE OF EQUIPMENT:** All Weill Center equipment must be operated exclusively by Weill Center personnel at prevailing rates.
- **EQUIPMENT/SERVICES:** User shall pay for equipment or services requested or required based on current rates. Additional charges may apply for services or equipment that are unavailable or not in inventory. Use fee includes heat/air conditioning as appropriate for the season, non-theatrical lighting, electricity, and janitorial services.
- **FLAMEPROOFING:** All scenic materials used on the stage of the Center must conform to the Uniform Fire Code regarding flame-proofing.
- **STAGE FLOOR:** **The use of nails, screws, lags or other penetrating fastening devices in the stage floor is prohibited.** The use of rosin or other floor treatments directly on the stage floor is prohibited.
- **SIGNS AND POSTERS:** Signs or posters may not be displayed in any manner either inside or outside the facility, except where proper tack boards or easels are provided by the Weill Center. The use of tape, tacks, nails or staples on any wall, window or door surface is prohibited.

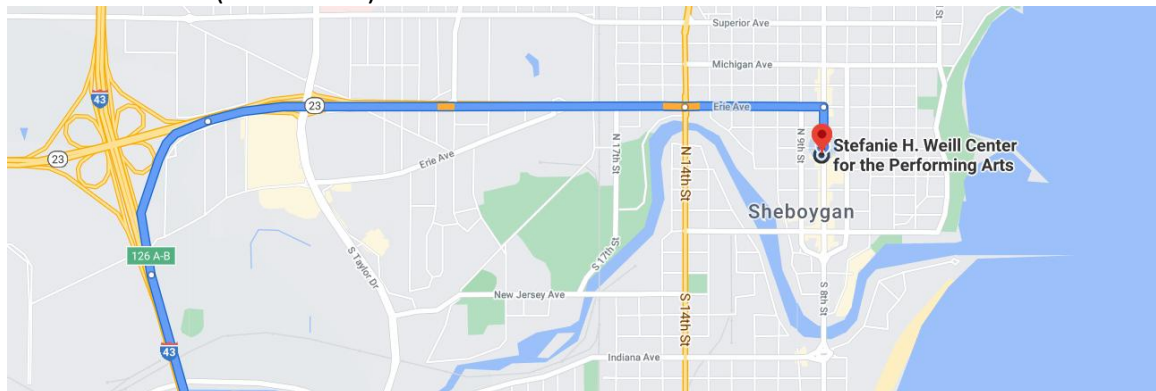
**DIRECTIONS - Weill Center, 826 N 8<sup>th</sup> Street, Sheboygan, WI 53081**

Sheboygan is located halfway between Milwaukee and Green Bay on Interstate 43. Take Exit 126 (Highway 23 East) into Sheboygan. Keep straight. Highway 23 will turn into Kohler Memorial Dr. and then into Erie Ave. Stay on Erie Ave. until you reach 8<sup>th</sup> St., turn right/south onto 8<sup>th</sup> St. and proceed 2 blocks. You will see the Sheboygan marquee on the right (west) side of the street.

From the north (Green Bay):



From the south (Milwaukee):



---


**PARKING**

There is metered parking (7am – 5pm) on all streets surrounding the theatre. Nights (after 5 p.m.) and weekends (Saturday and Sunday) parking is free. There are reserved parking spaces in the parking lot on the corner of 9<sup>th</sup> and Niagara St., which is to the rear of the theatre. The loading dock is located in the same parking lot. Additional (free) street parking is located between 7<sup>th</sup> and 8<sup>th</sup> St. on Niagara Ave.

**Street / parking lot can be reserved for buses and semis if requested with venue in advance.**

## LOADING DOCK

The loading dock is located directly behind the building on 9<sup>th</sup> and Niagara Avenue.



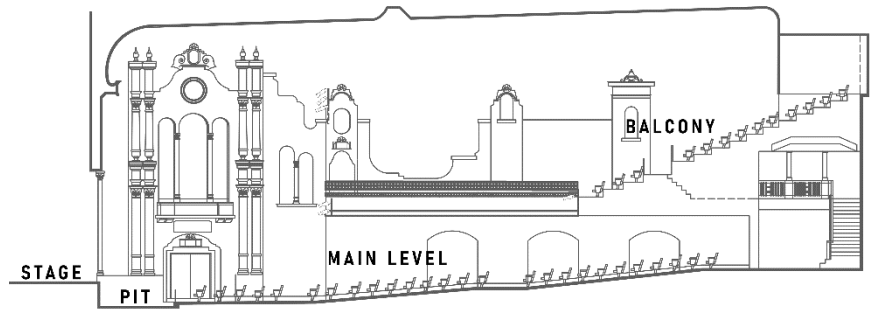
Loading dock is at dock height. There is only a single bay door (10' h x 8' w) with hydraulic dock leveler. Dock is located at stage height just off stage left. The dock is wedge shaped and currently houses Acoustical towers, scissor lift, drape hampers and Apron stairs. This leaves minimal space for equipment storage.

**Shore power** (30 amp & 50 amp) for buses is located next to loading dock. Please advance need for shore power so it can be turned on.

*NOTE: parking in the dock during performances must be communicated during advance. (The loading zone contains Emergency Doors for House Right.)*



## HOUSE INFORMATION



Total Permanent Seats: 1151

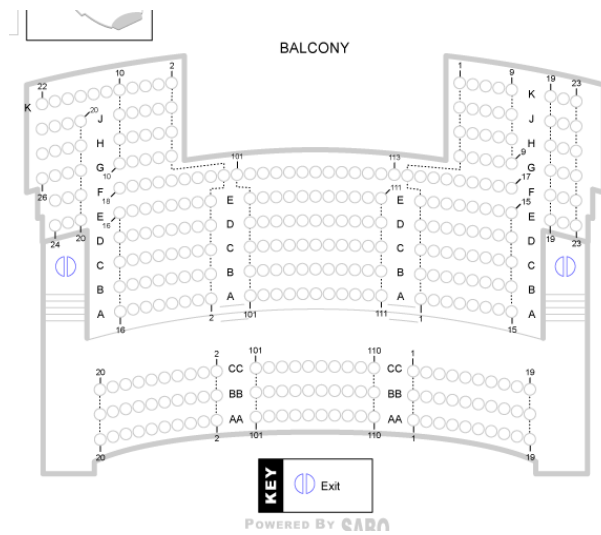
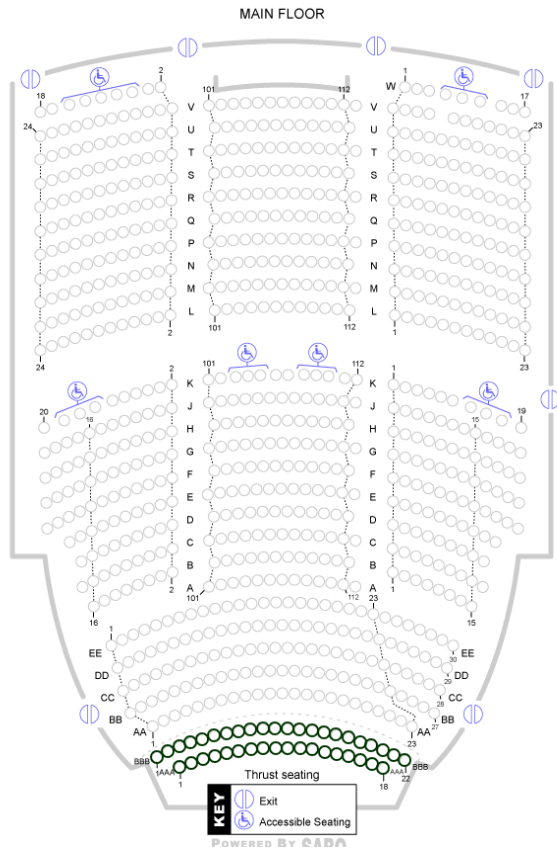
Main Floor: 813

Balcony: 338


Temporary seating on Apron: 40

- Accessible seating is available only on the Main Floor
- The Balcony has no elevator and is only accessible via stairs





## STAGE SPECIFICATIONS



Proscenium	Height .....27'6"
	Trim.....30'
	Width.....40'
Stage size	PL to back wall.....37'0"
	PL to DS edge.....2'3"
Wing space	SL.....14'x29'
	SR.....6'x26'
	US crossover.....3'0"
Crossover may also occur via basement corridor	
Orchestra pit/ Apron	Max. Length.....43'3"
	Max. Width.....11'7"
	Stage to Audience..... 3'2"
	Full Depth..... 11'0"

\*ORCHESTRA PIT IS MOVABLE

## FLOOR

Deck in sprung deck Apron and first 10' of DS is Cherry tongue and groove. US is black painted plywood.

NOTE: *NO drilling or screwing into deck anywhere!*



## PRODUCTION

\*Note: No Rehearsal Rooms are available.

Green Room is located off stage right. It is equipped with a page/ audio monitor, microwave, sink, and refrigerator. Green Room is supplied with internet connection. Private restrooms are located across the hall.

### GREEN ROOM



### GREEN ROOM AMENITIES



## RIGGING

### Line Set Data:

Grid Height.....	55'6"
High Trim (empty batten).....	54'7"
Low Trim (empty batten).....	4'7"
High Trim (electrics).....	30'4"
Low Trim (electrics).....	2'4"
Total Line Sets.....	38

\*single purchase counterweight system\*

Arbor Capacity.....	(see Line Set Schedule)
Weight size.....	18 lb.
Pipe Length.....	52' (first 3 lines are 49')
Pipe Size.....	2" OD Schedule 40 pipe

Forklift is available by request

Rigging off the grid with chain motor is acceptable (fire curtain must remain uninhibited)

### NO RIGGING POINTS EXIST DOWNSTAGE OF THE PROSCENIUM.

### House Drape:

ITEM	#	MATERIAL	W x H
Act Curtain	1	Regal Red, w/ fullness	48' x 30'
Teaser	1 pair	Regal Red, w/ fullness	48' x 10'
Soft Tormentor	2	Regal Red, w/ fullness	11'6" x 30'
Olio Curtain	1	Gold, with fullness	52' x 32'
Legs	3 pairs	Black velour	8' x 30'
Borders	3	Black velour	50' x 8'
Black Traveler	2	Black velour	50' x 30'
Scrim, black	1	Sharkstooth	52' x 29'
Cyclorama, light blue	2	Seamless muslin	50' x 34'

Legs and borders may be moved provided they are returned to original location

Electrics and travelers are in a PERMANENT position and can not be removed.

Scrim and Cycs can be moved with permission

WEILL CENTER LINE SET SCHEDULE						Updated 10/2024	
Stage Weights = 18.2 lbs or 8.25 kg							
DISTANCE FROM PLASTER LINE	LINE SET #	ASSIGNED LINES	MATERIAL WEIGHT	# OF BRICKS	ARBOR WEIGHT	NOTES	PERMENANT
1'-3"	1	ACT CURTAIN			1287 LBS	GUILLOTINE	YES
2'-6"	2	TEASER			1287 LBS	RED	
3'-0"	3	TORMENTOR LEGS			1287 LBS	RED WITH TRAVEL	YES
3'-7"	4	6 X 9 PROJECTION SCREEN	72.8 lbs	4	1287 LBS		YES
4'-7"	5	1ST ELECTRIC			2360 LBS	30' OUT TRIM	YES
5'-11"	6	2ND ELECTRIC			2360 LBS	BORDER LIGHTS	YES
6'-9"	7				1287 LBS		
7'-7"	8	OLIO	491.4 lbs	27	1287 LBS	GOLD	YES
8'-2"	9				1287 LBS		
10'-0"	10	MOVIE SCREEN	600.6 lbs	33	1287 LBS	WITH TRAVELER	YES
10'-9"	11	BORDER	91 lbs	5	1287 LBS		
11'-6"	12	LEGS	72.8 lbs	4	1287 LBS		
12'-2"	13	DS ORCHESTRA SHELL	1,802 lbs	99	2574 LBS		YES
13'-6"	14	3RD ELECTRIC			1931 LBS	30' OUT TRIM	YES
14'-4"	15				1287 LBS		
14'-11"	16				1287 LBS		
15'-7"	17				1287 LBS		
16'-4"	18				1287 LBS		
16'-11"	19	MID-STAGE TRAVELER	618.8 lbs	34	1287 LBS		YES
18'-3"	20	BORDER	91 lbs	5	1287 LBS		
18'-10"	21	LEGS	72.8 lbs	4	1287 LBS		
19'-9"	22				1287 LBS		
20'-10"	23	4TH ELECTRIC			1931 LBS	30' OUT TRIM	
22'-4"	24				1287 LBS		
23'-1"	25	US ORCHESTRA SHELL	1,802 lbs	99	2574 LBS		YES
24'-4"	26	BORDER	91 lbs	5	1287 LBS		
25'-0"	27				1287 LBS		
25'-8"	28				1287 LBS		
26'-4"	29	REAR TRAVELER	618.8 lbs	34	1287 LBS		YES
27'-1"	30				1287 LBS		
28'-4"	31	5TH ELECTRIC			1931 LBS	30' OUT TRIM	
29'-6"	32	6TH ELECTRIC			1931 LBS	BORDER LIGHTS	YES
30'-11"	33	LEGS	72.8 lbs	4	1287 LBS		
31'-6"	34				1287 LBS		
31'-10"	35	20 x 14 PROJECTION SCREEN			1287 LBS		
32'-4"	36	BLACK SCRIM	72.8 lbs	4	1287 LBS		
32'-11"	37	BLUE CYC ( NEW)	109.2 lbs	6	1287 LBS		YES
33'-6"	38	BLUE CYC (OLD)	91 lbs	5	1287 LBS		YES

## SHOW POWER

400 amp, 3 phase, 5 wire, 120/208v	USL
200 amp, 3 phase, 5 wire, 120/208v	USL
100 amp, 3 phase, 5 wire, 120/208v	DSL (sound isolated)

## LIGHTING

### Dimmers:

ETC Sensors 20a. / 2.4 k  
 209 available stage circuits  
 80 House, Lobby and Architecture lighting

### Control:

ETC Ion Xe 20 console with 2048 outputs  
 ETC Ion ETC 2x20 fader wing  
 Wireless remote focus available

### Backup lighting consoles:

- ETC Expression 3 400 channels, 600 cues
- \* Remote Focus Unit available\*

### Control Location:

Primary position is at back of house. There is a secondary location on the stage right loft.

### Circuit Positions

1-26	1 <sup>st</sup> Electric	165-174	HL Box Boom
27-44	2 <sup>nd</sup> Electric (Borderlight)	175-179	Proscenium down light
45-62	3 <sup>rd</sup> Electric	180-181	Stage & Apron Edge light
63-80	4 <sup>th</sup> Electric	182-184	HR & HL Balcony Boom
81-98	5 <sup>th</sup> Electric	189-194	SR Torm
99-116	6 <sup>th</sup> Electric (Borderlight)	195-200	SL Torm
117-128	HR Beam position	201-208	SR Floor pockets & drop boxes
129-140	HL Beam position	209-216	SL Floor pockets & drop boxes
141-154	Balcony Rail	217-224	US Floor pockets & drop boxes
155-164	HR Box Boom	225-228	Apron Floor pockets

2<sup>nd</sup> thru 6<sup>th</sup> Electrics – circuits on stage left repeat on stage right



Color:

We only stock a limited amount of Roscolux color media

Instruments:

No.	Type	Lamp
4	ETC Source Four 10 deg.	HPL 750
24	ETC Source Four 19 deg. (6x16)	HPL 750
24	ETC Source Four 26 deg. (6x12)	HPL 750
20	ETC Source Four 36 deg. (6x9)	HPL 750
6	ETC Source Four 50 deg. (6x4.5)	HPL 750
11	Martin MAC 250+ moving light fixtures	
30	Elation LED Par (SixPar 200) fixtures	
8	Chauvet Rouge R2X Wash Moving Light 2.8Amp	
32	Source 4WRD Par body with retrofit (Orchestra shell ceiling and proscenium down lights)	
15	Altman Sky Cyc single cell	FFT 1000
4	Altman 7.5 ft. 3 cir. Strip light	300BR40
2	Lycian 2000 follow spot	MSR 1200
2	44 ft. 4 cir. Border lights	300BR40

Hazer: Diffusion DF-50

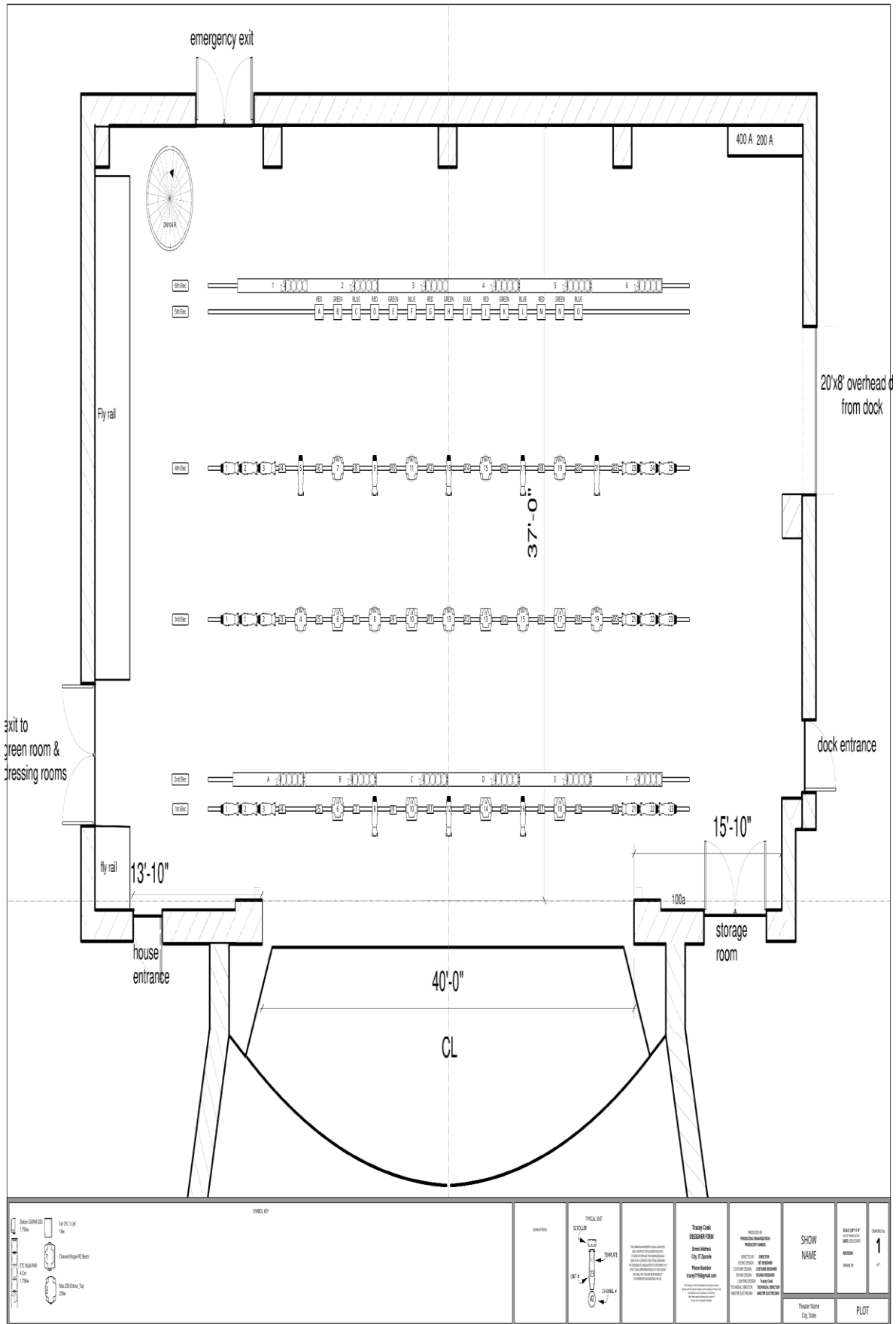
\*Must go into "EVENT MODE" prior to using haze

Accessories:

- 22 - Gobo holder - size "A" steel
- 20 - donuts 5 1/4"
- 4 - Source 4 gel extenders
- 0 - barndoors
- 0 - tophats
- 0 - booms
- 25 - sidearms

Cable:

- 20 @ 10' stagepin
- 15 @ 15' stagepin
- 10 @ 25' stagepin
- 10 @ 50' stagepin
- 25 stagepin twofers
- 5 stagepin – Edison adapter
- Edison
- 2 @ 10' DMX cable
- 8 @ 25' DMX cable



## SOUND

### Sound Mix Location:

House system is located at back of house (Location is under the balcony)

- Approximately 80ft from stage.
- Snake Run is approximately 150 ft from SR to Back of House

Secondary mix position located house right mid aisle row K.

- Approximately 50ft from stage & 20ft HR of Center
- Can accommodate 8' by 10' Foot Print

### Mixing Console:

Midas M32R 32X16 audio board

DL32 Stage Box (No Computer)

Midas M32C available upon request.

### Speakers:

Hanging of tour PA must be discussed with Weill Center prior to arrival of tour.

**NO RIGGING POSTIONS EXIST DS OF PROSCENIUM**

Sub position on stage apron is variable (generally center is best)

#### Main House Left/Right

NEXO: GEOS1210	Main Line Array	18-9 per side
NEXO: GE051230	Main Line Array	2 - 1 per side
NEXO: RS18	Dual 18" Subwoofer	4-2 per side

#### Front Fills

NEXO: PS8U	8" 2 Way Speaker	6
NEXO: PS8U-TD-V3	System Controller	1

#### Under Balcony

JBL: Control 30	10" 3 Way Speaker	3
-----------------	-------------------	---

#### Backup Subs:

2 – AGAPE 2X15 subwoofers

### Amps:

#### Main House Left/Right

NEXO: NXAMP4X4	Main Line Array	1
NEXO: NXAMP4X1	Main Line Array	1
NEXO: NXAMP4X4	Subwoofers	1

#### Under Balcony

Crest Audio: CA4	(left! Right)	1
Crest Audio: CAI2	(center)	1

Monitor Amp  
Rane: MA 65

(6 separate channel)

Amps:

EV 2.0 KW (2ch)  
Yamaha P4500 (2ch)  
Crest CA4 (2ch)

Monitor Amp: RANE MA 65 multi channel amp (6 separate channels)  
Under Balcony Amp: RANE MA 65 multi channel amp (Left / Center / Right)

Signal Processors:

BSS: BLU-100                      12 in 8 out Main PA DSP  
BSS: BLU-BOB2                  8 Channel Analog Break-out Box

Playback:

Teac Professional  
Stereo and Compact Disk player

Microphones:

8 - Shure SM 58A  
8 - Shure SM 57A  
3 - Shure MX 391/C  
8 - Shure MX 202W/C

Wireless:

2 - ULX-D Mics Beta 58 (Band G50)  
2 - ULX-D Belt Backs  
2 - DPA - 4088 Over the Ear (Cardiod)

Receiver - Shure ULXD 4Q (Band G50)  
8 - WL 93 lavalier ( Omni)

\*Lavalieres and handhelds share frequency channels\*

Wiring Locations:

US - 3 channels  
DSL - 35 channels  
DSR - 10 channels  
Apron - 2 channels (No Phantom)

CAT 6A:

5 Ports located on Backstage Wall Left Corner  
runs to:  
5 Ports located at FOH Tech Booth



Cable:

- 21 – 25' 3 pin XLR
- 1 – 40' 3 pin XLR
- 12 – 50' 3 pin XLR
- 2 – 3' XLR F/F turnaround
- 2 – 3' XLR M/M turnaround
- 1 – 6" XLR M/2F splitter
- 1 – 12" XLR F/3M splitter
  
- 3 – 8 channel Whirlwind box (ISO or Direct output)
  - 5 – 50' cables Multipin
- 1 – 16 channel Whirlwind box (ISO or Direct output)
  - 2 – 50' cables Multipin
  
- 2 – (3') ¼" phono m/m cable
- 1 – (10') ¼" phono m/m cable
- 1 – (10') ¼" phono – RCA m/m cable
  
- 2 – 10' Neutrik speaker cable
- 4 – 50' Neutrik speaker cable

Hardware:

- 17 – mic stands
  - 10 – boom bases
  - 2 – 6" table top stand
  
  - 4 – Pro Co DB-1 Direct box
  - 2 – Stewart Electronics ADB-1 Direct box
  - 2 – Pro Co AV-1 A/V interface
  - 4 – Pro Co MS-2 Mic splitter
  - 4 – Atlas speaker tripod (8' max. height)
- 

**PRODUCTION COMMUNICATIONS**

2 channel Clear-Com system to all production areas as well as the ticket booth inputs located SL, SR, spot booth, board op booth, and orchestra pit

\*Channel B is tied into backstage monitor system\*

\*Pick up mics for monitors are tied into sound board,  
sound board must be on to operate monitors\*

- 6 - Belt packs, single channel
- 11 – single muff headsets

## **FILM PROJECTION**

### **1 – Christie Mirage HD20K-J**

Located in Projector Booth 100 ft to Proscenium Edge  
Can project on Cyc with Image Size of 16 x 20 ft

### **1 - Sanyo PLC-XF 1000 Projector 12,000 Lumens**

Located on Balcony Rail 75 ft to Proscenium Edge

### **1 – Sanyo PLC-UF15 Multimedia Projector 8000 Lumens**

In Storage

## **Movie System**

Utilizes Christie Mirage HD20k-Projector

1 - Dolby Digital Cinema Processor model # CP 650

3 - JBL Professional Full range speaker model # 2446 H

3 - JBL Professional Horn speaker model # 4638 TH

2 - JBL Professional Subwoofer model # 4642 A

15 - JBL Surround Sound speakers

2 - QSC DCA1222 Digital Cinema Amp for Cinema Surround Sound speakers

4 - QSC DCA2422 Digital Cinema Amp for Full Range SR/ SL Speakers and SR / SL Subwoofers

1 - QSC ISA800T Pro Amp

1 - 38' x 18' projection screen 1:1

---

## **CONCERT EQUIPMENT**

### **Orchestra Shell:**

Custom design with complete enclosure

Overhead lighting built into the flown shells

### **Music:**

Wenger Padded Musician Chairs - 86

Wenger Padded Cello Chairs - 4

Manhasset Music Stands - 70

Music Stand Lights - 66

Wenger Coral Risers - 12 sections

Conductor Podium

### **Pianos:**

Steinway 9' Concert Grand piano

Kimball 12 rank Pipe Organ (w/ digital output)

## ORCHESTRA SHELL





# WARDROBE

## Dressing Rooms:

All rooms are located on 2<sup>nd</sup> Floor off SR. Dressing rooms can be reached either by stairs SR or by the lobby elevator located HL.  
 All dressing rooms contain a toilet/s, fully lit mirrors and shower/s.  
 Lockable lockers

2	Star Dressing Rooms	1-2 ppl each
1	Women's Chorus	9-15 ppl
1	Men's Chorus	6-10 ppl





Laundry Room:

Washer	1 - Top loading
Dryer	1 - Front loading
Rolling racks	5 - 6' x 6'
Iron & board	2

## MISCELLANEOUS / FACILITY EQUIPMENT

### STAGE RISERS:

12 Wenger StageTek Risers  
Black Cracked Ice Surface

Riser Heights Available:

6 inch  
12 inch

18 inch  
24 inch

Marley Dance Floor to cover entire stage area from proscenium to upstage wall  
(Light Gray)

1 – Podium with light and shock mount microphone attachment

Ladder: 1 - 6' fiberglass  
1 - 8' fiberglass  
1 - 20' fiberglass extension

Scissor lift: Electric drivable w/ 22' maximum height

Sandbags  
4 – 25lb  
4 – 50lb  
2 – 75lb  
5 – 100 lb  
2 – 150 lb